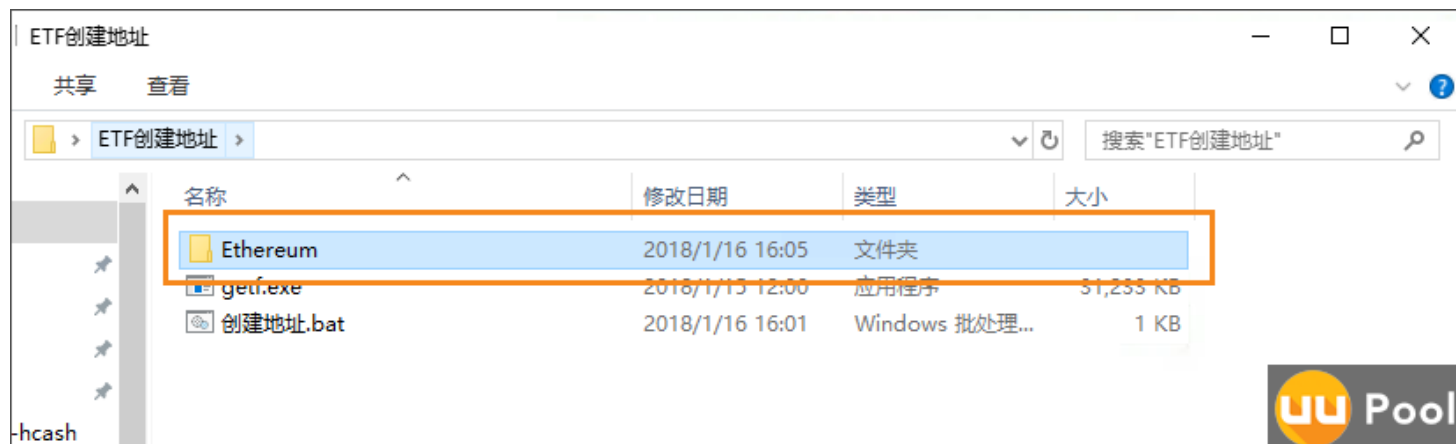
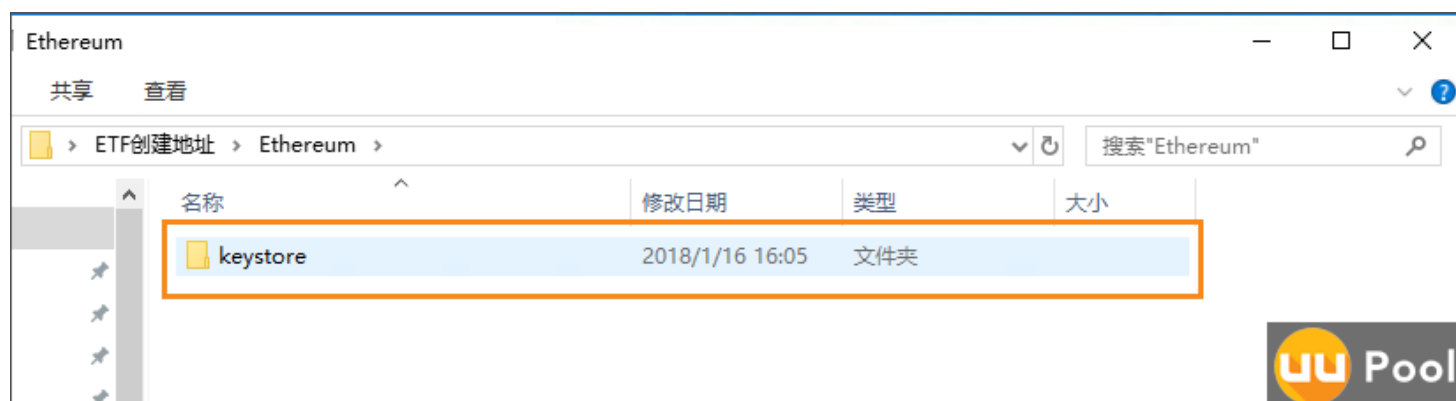


# How do ETF mines import mobile ETF wallets?

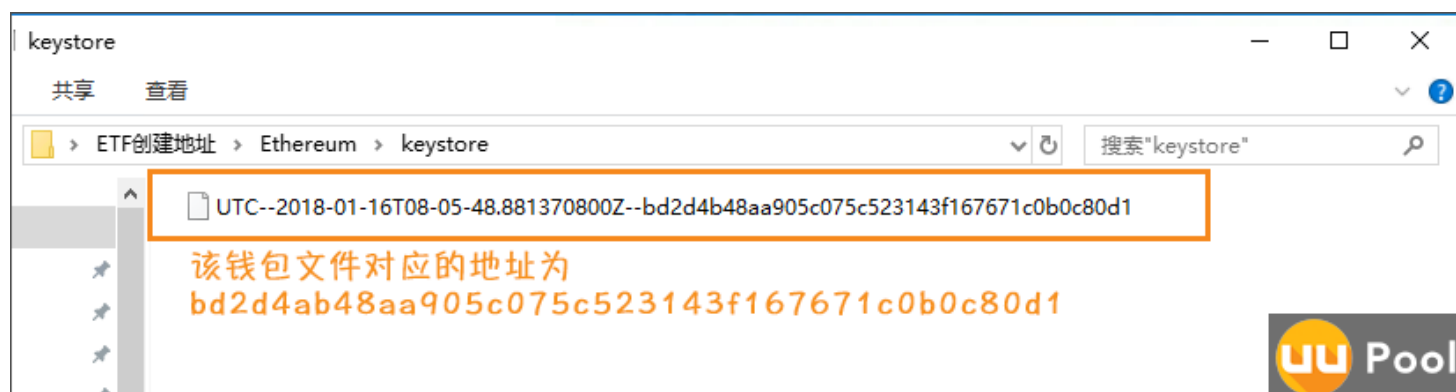
一、Find the ETF creation address file package in the mining software package.



二、Find the keystore file package.



三、Find the file that begins with the UTC in the keystore file package. (Take care of this document, don't lose it!!! )



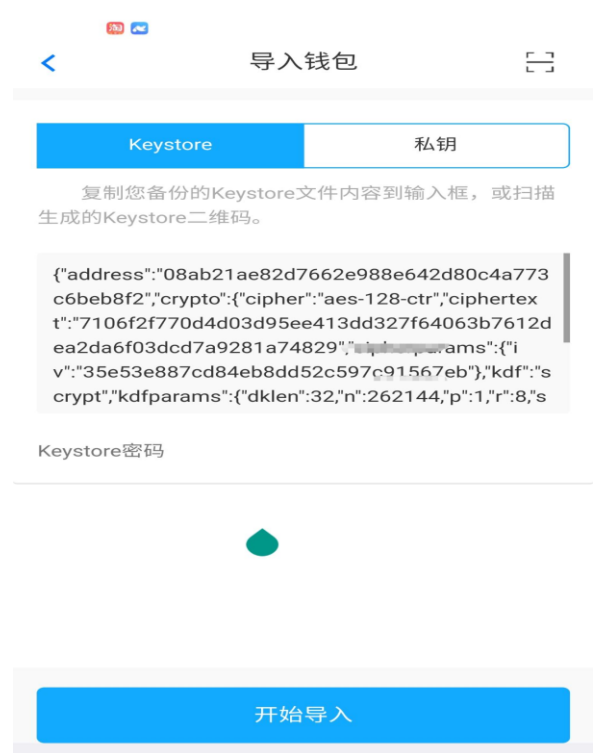
四、Open the file in notepad format and it will appear the following strings.



```
UTC--2018-02-23T12-51-44 - 记事本
文件(F) 编辑(E) 格式(O) 查看(V) 帮助(H)
{"address":"d0c3ef2e3b15d5ef3961b3f399c7f79f6335db0f","crypto":{"cipher":"aes-128-ctr","ciphertext":"c66d41b0f989cf413fe7e1bec4abdc","cipherparams":{"iv":"5793bca7be9ad376b2651bca723eb793"},"kdf":"scrypt","kdfparams":{"dklen":32,"n":4,"p":1,"r":8,"salt":"485739761db075be611fec0e344a60"},"mac":"c8ac4ce55ef656588ccd6b379ce45186f42aa071d99617f2aa541d43b20"},"id":"114-e48b-48dd-b
```

五、Open the ETF wallet and import the above text through keystore.

(tips: you can use the communication software to transfer , but please delete the chat record in time to prevent Keystore loss. The Keystore password is the input password when the miner creates an address.)





Download address: <http://ethereumfog.org/cn/>

Any questions , please contact person of ljr500121(wechat).